
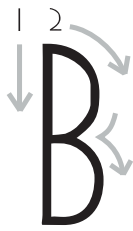


Handwriting Without Tears®



Big line
Big line
Little line



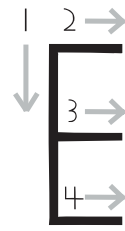
Big line
Little curve
Little curve



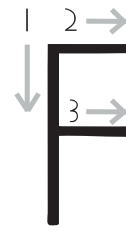
Big C curve



Big line
Big curve



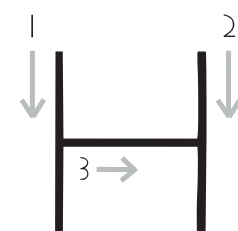
Big line
Little line
Little line
Little line



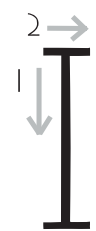
Big line
Little line
Little line



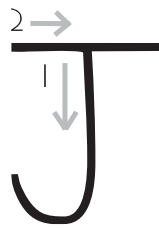
Big curve
Little line
Little line



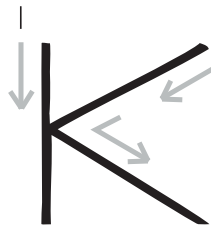
Big line
Big line
Little line



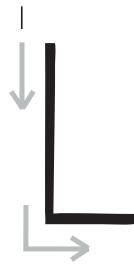
Big line
Little line
Little line



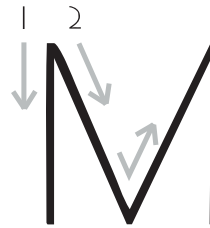
Big line
Turn
Little line



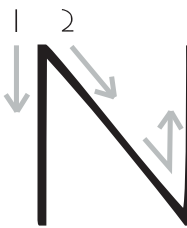
Big line
Little line
Little line



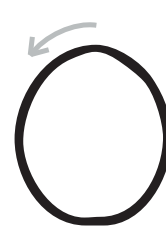
Big line
Little line



Big line
Big line
Big line
Big line




Big line
Big line
Big line




Big C curve
Keep going



Big line
Little curve



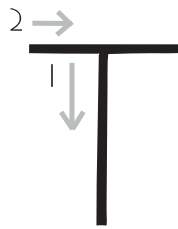
Big C curve
Keep going
Little line



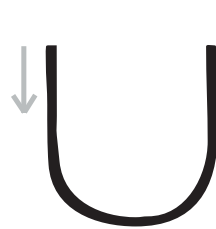
Big line
Little curve
Little line




Little curve
Turn
Little curve



Big line
Little line




Big line
Turn
Big line



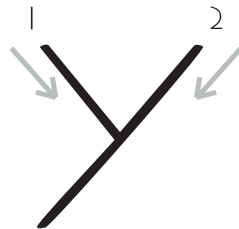
Big line
Big line



Big line
Big line
Big line
Big line



Big line
Big line



Little line
Big line



Little line
Big line
Little line

Handwriting Without Tears®



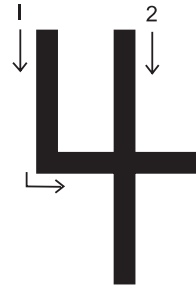
1 starts in the starting corner.
1 makes a big line down.
1 stops in the corner.



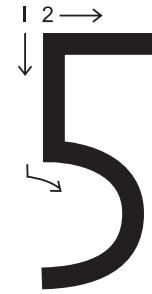
2 starts in the starting corner.
2 makes a big curve.
2 stops in the corner.
2 walks away on the bottom.




3 starts in the starting corner.
3 makes a little curve to the middle.
3 makes another little curve to the bottom corner.



4 starts in the starting corner.
4 makes a little line down to the middle.
4 walks across the dark night.
4 jumps to the top and says, "I did it." (big line down)



5 starts in the starting corner.
5 makes a little line down to the middle. It starts to rain.
5 makes a little curve around.
5 puts a little line on top to stop the rain.



6 starts in the starting corner.
6 is a baby bear.
6 goes down to curl up in the corner.
6 is hibernating.



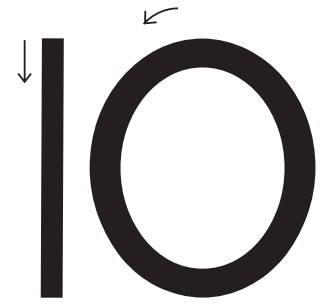
7 starts in the starting corner.
7 makes a little line across the top.
7 says, "I better slide down."



8 is different.
8 doesn't like corners.
8 starts at the top center.
8 begins with S and then says, "I want to go home."



9 is so special.
9 has its own corner.
9 makes a little curve.
9 goes up to the corner.
9 makes a big line down.



10 uses two places.
1 comes first.
0 is next.
0 starts at the top center.
10 is finished.

Handwriting Without Tears®

Magic c up like a bump back down bump

dive down swim up and over around bump

Magic c

Magic c up like a up higher back down bump

start hit the ball run the bases stop

At first, curve up. Then go straight down.

down cross

Magic c up like a back down turn

dive down swim up and over down

Dots for you! dot

down

Dots for you! dot

down turn

down bump the line kick! slide away

Start at the top! Go down.

down bump the line

start with n swim up and over down

m has two humps

dive down swim up and over down

n has one hump

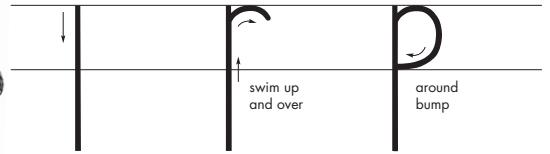
Handwriting Without Tears®



Magic c


keep on going

stop



swim up and over

around bump

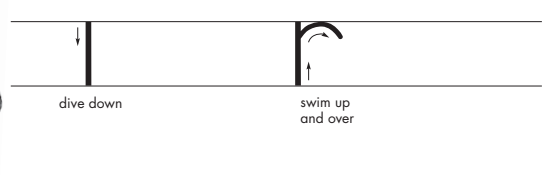


Magic c

up like a

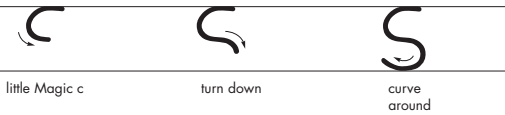
back down

U turn



dive down

swim up and over



little Magic c

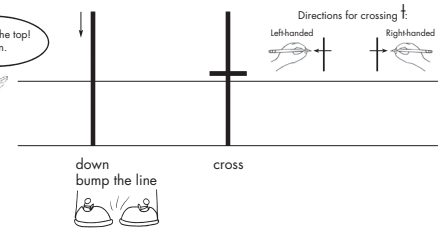
turn down

curve around



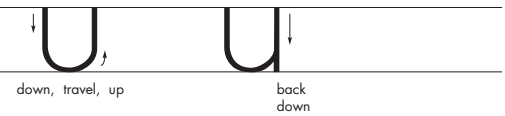
Start at the top!
Go down.

Directions for crossing I:
Left-handed Right-handed



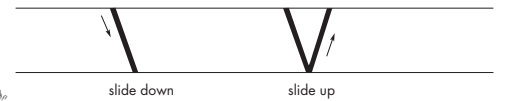
down bump the line

cross



down, travel, up

back down




slide down

slide up



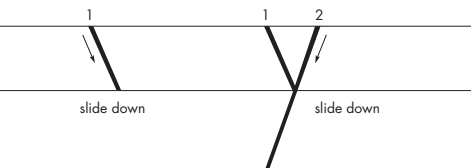
slide down and up

down and up



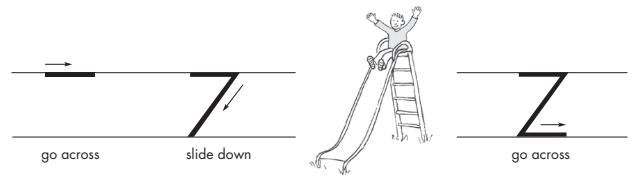
slide down

slide down



slide down

slide down



go across

slide down

go across

Handwriting Without Tears®

Magic c bump the line

up like a

bump!

back down bump travel away

start with an l

travel and up

end with tow

Magic c bump the line

travel on the line slide up and over

come back make a new c

Magic c

up like a

up higher

slide down bump travel away

travel then up bump!

turn

down stay on your side bump travel away

travel then up

turn

down

aim for corner travel away

U turn

Magic c

up like a

bump! back down

turn aim for corner travel away

travel up like a

slide down bump!

climb back up and over

and down bump travel away

Can you climb up + over + down?

travel up bump!

back down bump travel away

dot

travel up bump!

back down

turn

aim for corner travel away

travel up like a

slide down bump!

climb back up and over and around

kick! slide away

travel then up

turn

down stay on your side bump travel away

3 humps

travel up and over down

again

again

2 humps

travel up and over down

again

Handwriting Without Tears®

Magic c keep on going circle around end with tow

travel up bump! slide down climb back up and over and around bump the pole travel away

Magic c up like a bump! back down aim for corner travel away

travel up bump! smile down bump travel away

straight jet take-off bump down make a J turn touch travel away

travel up like a slide down bump travel away cross

down travel up bump! back down bump travel away

slide down bump! and up end with tow

down and up down and up end with tow


climb up slide down cross after σ slide down cross


down travel up bump! back down turn aim for corner travel away





Here's a heart. My half Your half

Make your half. Make another half. turn aim for corner travel away




Handwriting Without Tears®

  
Magic C around end



 
ready up
down around



 or   
half small flip
heart turn over




  
ready up slide
down around down

  
jet take off print s end





 
ready turn
down





 
down back
travel down
up

 
slide up
down end

  
down again end
travel up

 
slide cross
down down

   
down back small end
travel down J turn

   
half up small end
heart over J turn